



National Marine Manufacturers Association

nmma.org

ECONOMIC SIGNIFICANCE OF RECREATIONAL BOATING IN GEORGIA

CONGRESSIONAL DISTRICT 12

Number of Recreational Boats*	32,531
Recreational Boating Industry Businesses	26
Total Jobs	2,059
Annual Recreational Boating-Related Spending	\$112.7 MILLION

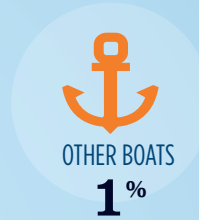

TOTAL ANNUAL ECONOMIC IMPACT OF RECREATIONAL BOATING:

\$263.3 MILLION

RECREATIONAL BOATS IN GA-12

TOTAL BOATS* **32,531**

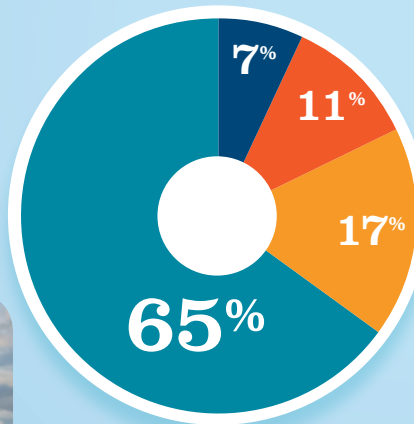
REGISTERED BOATS	32,531
Power boats	29,102
PWCs	2,943
Sailboats	215
Other Boats	271
HOUSEHOLDS PER BOAT	8.0



* Total boats are registered boats as reported by states to the USCG.

RECREATIONAL BOATING CREATES JOBS IN GA-12

TOTAL BOATING JOBS	926
Boat Building	-
Motor / Engine Mfgr.	600
Accessory / Supplies Mfgr.	161
Dealers / Wholesalers	99
Boat Services	66

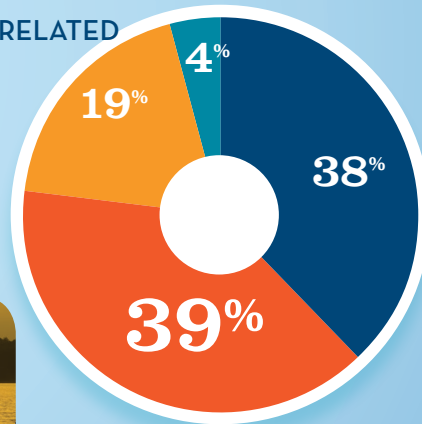


BOAT BUILDING †
MOTOR/ENG. MFGR.
ACC./SUPPLIES MFGR.
DLRS/WHOLESALERS
BOAT SERVICES
† 0%



RECREATIONAL BOATING-RELATED BUSINESSES IN GA-12

TOTAL BUSINESSES	26
Boat Building	-
Motor / Engine Mfgr.	1
Accessory / Supplies Mfgr.	5
Dealers / Wholesalers	10
Boat Services	10

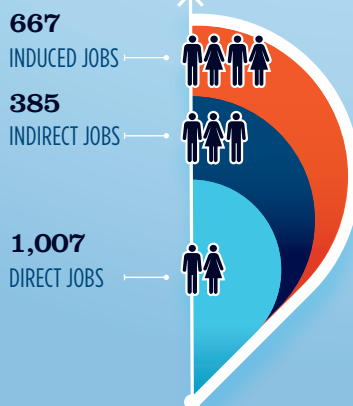


BOAT BUILDING †
MOTOR/ENG. MFGR.†
ACC./SUPPLIES MFGR.
DLRS/WHOLESALERS
BOAT SERVICES
† 0%



ESTIMATED JOBS IMPACT OF RECREATIONAL BOATING-RELATED SPENDING IN GA-12

EST. TOTAL JOBS	2,059
EST. TOTAL LABOR INCOME (MILLIONS)	\$84.8
Est. Direct Income	\$34.0
Est. Indirect Income	\$21.6
Est. Induced Income	\$29.2



RECREATIONAL BOATING INDUSTRY SALES IN GA-12

Boat Building	\$0.0	\$0.0 MILLION
Motor / Engine Mfgr.	\$352.8	
Accessory / Supplies Mfgr.	\$38.4	
TOTAL MFG. SALES	\$391.2	
Dealers / Wholesalers	\$47.6	\$38.4 MILLION
Boat Services	\$8.6	\$47.6 MILLION
TOTAL RETAIL & SERVICES SALES	\$56.2	\$8.6 MILLION

BOAT BUILDING
MOTOR/ENG. MFGR.
ACC./SUPPLIES MFGR.
DLRS/WHOLESALERS
BOAT SERVICES